



YADEA **KEMPER** POWER

IMPULSE YOUR

160 km/h

Max. Speed

Kemper's max. speed can be up to 160 km/h, which runs as an arrow at a blistering pace with a peak power 40 kW mid-drive motor and 98% high-efficiency IGBT controller.



10 minutes
0-80% Charged

Support 0-80% charging in 10 mins with 320 V 20 Ah lithium iron phosphate battery. Kemper is compatible with EV charging connector: Type 2 and CCS combo 2. With these two charging solutions, power anxiety becomes a thing of the past, ensuring your ride is always ready to hit the road.



4.9 seconds
0 to 100 km/h

Support 0 to 100 km/h in 4.9 s with a peak power 40 kW mid-drive motor and 98% high-efficiency IGBT controller. A touch of the throttle, accelerate to 100 km/h.



YADEA APP

- Smart Unlocking
- Smart Control
- GPS Positioning
- Security Monitoring
- Anti-theft



KISKA JOINT-DESIGN

Dive into a new era of motorcycle design powered by KISKA. Our forward-leaning, sleek style screams speed and athleticism, while visible motor cables boldly highlight the vehicle's electric essence. With YADEA, it's not just a ride, but an experience of power and unparalleled style on every road.



7-inch TFT Smart Dashboard

Stay informed on the go with the 7-inch TFT smart dashboard, showing real-time updates on battery, tire pressure and temperature, and any vehicle issues.



1080P Dash Cam

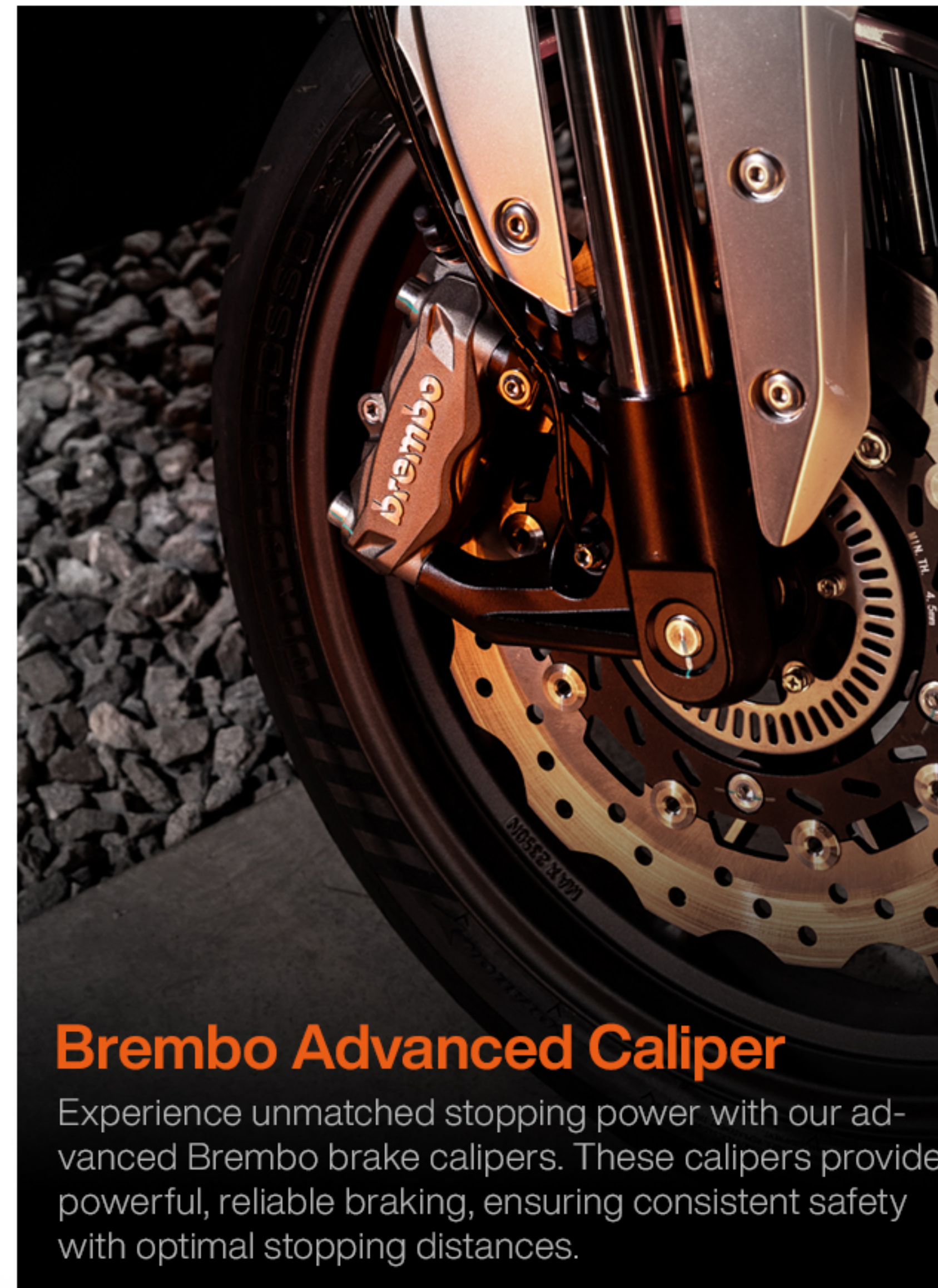
Capture every adventure in stunning quality with YADEA'S 1080P HD Dash Cam. Enjoy stable, clear footage and automatic save features for unexpected incidents. Easily review and share your rides with the YADEA APP or take out the memory card and view it on PC.

*Riders must respect for local laws and regulations in your country before using the dash cam. When using shooting content, personal privacies such as human faces and license plates should be avoided. This version is for reference only, please refer to the actual product information.



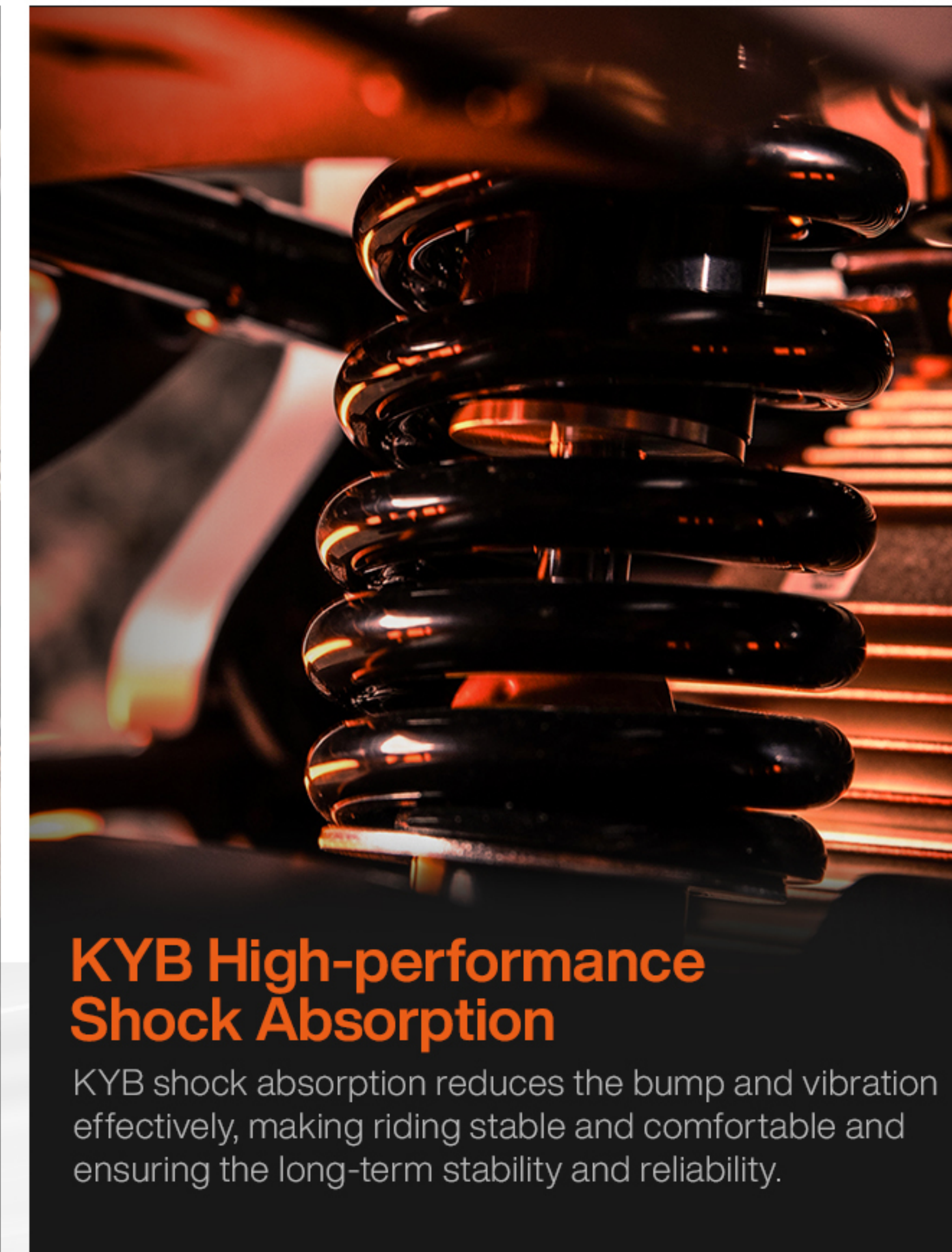
CLASS D Dual-lens Headlight

Adopted OSRAM lamp beads, it illuminates the road with an irradiation width of 10 m, a distance of over 100 m and 50,000 cd brightness, making you fearless in the dark.



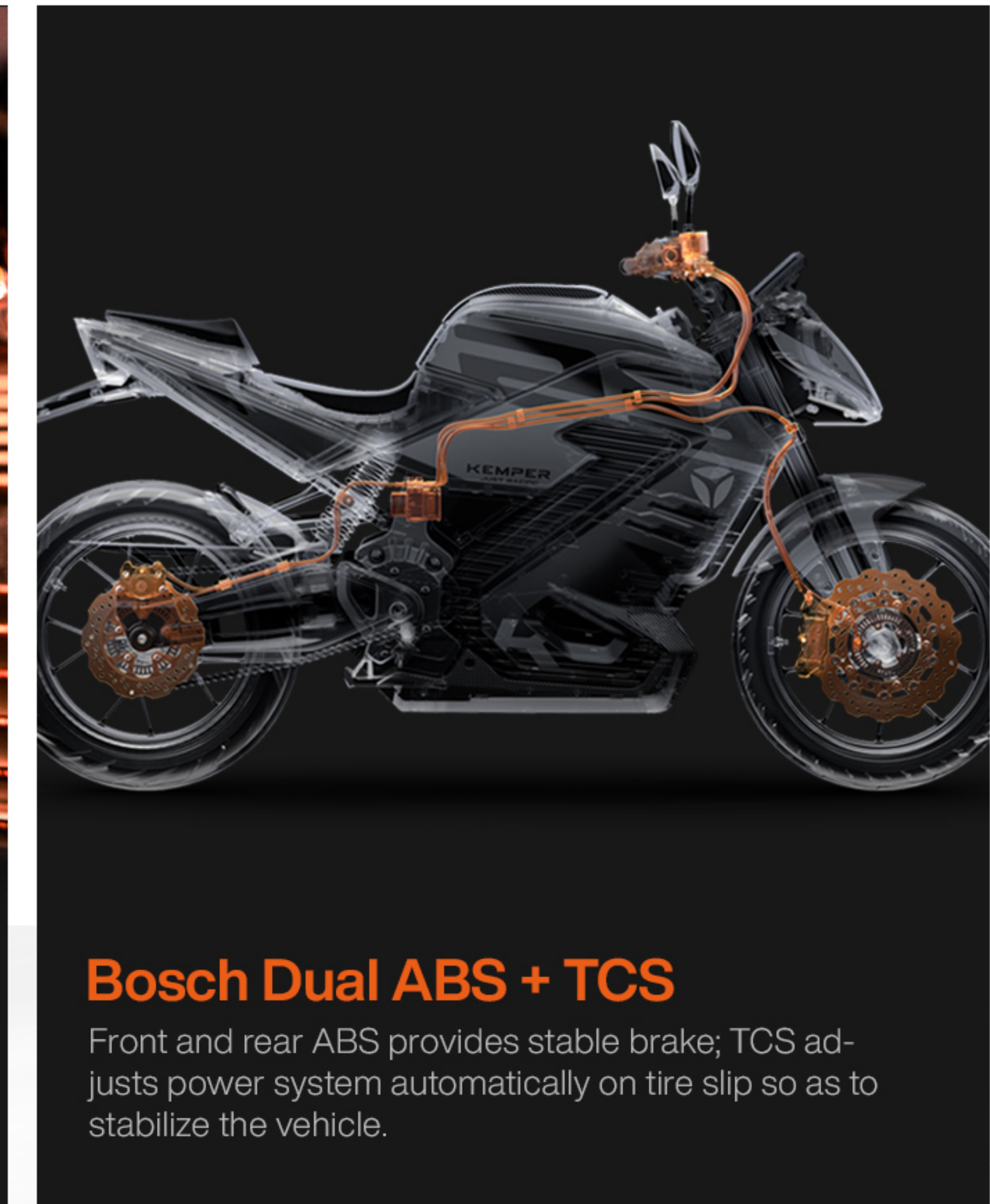
Brembo Advanced Caliper

Experience unmatched stopping power with our advanced Brembo brake calipers. These calipers provide powerful, reliable braking, ensuring consistent safety with optimal stopping distances.



KYB High-performance Shock Absorption

KYB shock absorption reduces the bump and vibration effectively, making riding stable and comfortable and ensuring the long-term stability and reliability.



Bosch Dual ABS + TCS

Front and rear ABS provides stable brake; TCS adjusts power system automatically on tire slip so as to stabilize the vehicle.



KEMPER

BATTERY	320 V 20 Ah Lithium Iron Phosphate Battery	WHEEL	Front: 110 / 70ZR17, Rear: 150 / 60ZR17
MOTOR (30-MINUTE MAX. CONTINUOUS-RATED POWER/PEAK)	23/40 kW Mid-drive Motor	BRAKE SYSTEM (FRONT & REAR)	Brembo Caliper + Bosch ABS + TCS
MAX. WHEEL TORQUE	570 N·m	VEHICLE SIZE	2080×860×1100-1440 mm
TOP SPEED	160 km/h	SHOCK ABSORPTION	Front: KYB Inverted, Rear: KYB Mid-mounted
ACCELERATION (0-100KM/H)	<4.9 s	HEADLIGHTS	50,000 cd Class D LED Lamp
HOMOLOGATION	L3e-A2	DASHBOARD	7-inch TFT Smart Dashboard

*The model images, performances and other specifications displayed on this file are for reference only. Please refer to the actual product information.